

BYD Dolphin Specification

● Standard ○ Optional – Not Available

Exterior	Comfort	Design
Metallic paint ¹	●	●
Panoramic roof	–	●
17" tri-color alloy wheels	–	●
17" bi-color alloy wheels	●	–
LED headlights	●	●
Automatical headlights	●	●
LED continuous taillights	●	●
LED daytime running lights	●	●
Rear fog lights	●	●
Rear privacy glass	–	●
Privacy glass of rear windscreen	–	●
Follow me home (The headlights turned on in advance/delayed off function)	●	●
Electrically folding and heated exterior mirrors	●	●
Footlights for exterior rear view mirrors	●	●
Bike carrier preparation	○	○

1. We provide metallic paint as standard for most exterior colors except **Cream White**(Temporary Name).

Interior	Comfort	Design
Vegan leather, multi-function steering wheel	●	●
Driver & front passenger sun visor with illuminated vanity mirror	●	●
Center armrest with dual cupholder	●	●
Rear trunk parcel shelf	●	●
12V power output	●	●
Vegan leather seats	●	●
Driver seat with 6-way electric adjustment	●	●
Front passenger seat with 4-way electric adjustment	●	●
Heated front seats	●	●
Split folding rear seats - 40:60	●	●
Rear seats adjustable headrest	●	●
2 x Front USB charge port (1 x 15w Type C + 1 x 60w Type C)	●	●
2 x Rear USB charge port (1 x 15w Type C + 1 x 60w Type C)	●	●
Central console light	●	●
Rear LED light	●	–
Rear side LED reading lights	–	●
Trunk light	●	●
Electrically heated rear windscreen	●	●
4 x One-touch lift window with anti-clamping function	●	●
Manual-dimming rear view mirror	●	●
PM2.5 air filter	●	●











Infotainment	Comfort	Design
5" TFT full LCD instrument panel	●	●
Smartphone wireless charging	–	●
DAB radio (including FM)	●	●
12.8" Electric rotary touchscreen	●	●
6 - Speaker audio system	●	●
Voice control - "Hi, BYD"	●	●
Internet of vehicles (4G) ¹	●	●
Cloud service ¹	●	●

Safety & Driving Assistance (In this section, some items' name/description need to be further confirmed)	Comfort	Design
Driver's airbag	•	•
Front passenger's airbag with deactivation switch	•	•
Front center airbag	•	•
Front side airbag	•	•
Side air curtain	•	•
Belt with pretensioner & force limiter	•	•
Belt warning	•	•
Panoramic viewer	•	•
Blind Spot Detection (BSD)	•	•
Traction Control System (TCS)	•	•
Electronic Brake Distribution (EBD)	•	•
Comfort Stop (CST)	•	•
Electric Parking Brake System (EPB)	•	•
Automatic Vehicle Hold (AVH)	•	•
Door Opening Warning (DOW)	•	•
Adaptive Cruise Control (ACC) & Intelligent Cruise Control (ICC)	•	•
Intelligent Speed Limit Information (ISLI) & Intelligent Speed Limit Control (ISLC)	•	•
Traffic Sign Recognition (TSR)	•	•
Forward Collision Warning (FCW)	•	•
Front Cross Traffic Alert (RCTA) & Front Cross Traffic Brake (RCTB)	•	•
Automatic Emergency Braking (AEB)	•	•
Rear Collision Warning (RCW)	•	•
Rear Cross Traffic Alert (RCTA) & Rear Cross Traffic Brake (RCTB)	•	•
LDA+LCW	•	•
Emergency Lane Keep (ELK)	•	•
Driver fatigue management (DFM)	•	•
Child presence detection (CPD)	•	•
2 x Front parking radar	•	•
3 x Rear parking radar	•	•
Direct tyre pressure monitoring system	•	•
Mechanical child safety lock	•	•
2 x ISOFIX in outer rear seats & 1 x ISOFIX in front passenger seat	•	•
Emergency call	•	•

Convenience & Efficiency	Comfort	Design
Vehicle To Load (V2L) function	●	●
2 x E-Key & 1 x NFC Key	●	●
Keyless entry & keyless start	●	●
Heat pump	●	●
11kW on-board charger (OBC)	●	●

Accessories	Comfort	Design
Mode 2 charging cable	●	●
Mode 3 type 2 charging cable (3-phase)	●	●
VtoL power strip	○	●
Velour floor mat	●	●
All weather mat	-	●
Rear trunk mat	-	●
11kW AC charging box	-	●

Paint Colours(Only for reference, the official photos/names need to be confirmed)
Note: The exterior and interior colours correspond, which means that once the customer has chosen the exterior paint, the interior colour is decided

Exterior		Interior		Comfort	Design
Pale Mauve+ Urban Grey		Pink+grey		-	•
Surf Blue +Urban Grey		Blue+grey		-	•
Atlantis Grey+ Delan Black		Black+grey		-	•
Cream White		Black + Brown		•	-
Taro Purple		Black + Brown		•	-

Urban Grey



Black + Grey



•

–

Pale Mauve



Pink+grey



•

–

Technical Data

Battery		Comfort & Design
Battery type		BYD Blade Battery (LFP)
Battery capacity (kWh)		60.48
Battery position		Under Floor
Nominal voltage (V)		403.2
Capacity (Ah)		150
Battery weight (kg)		420 (±3%)
WLTP Consumption		Comfort & Design
Electric range - combined (km)		TBC(Reference value 427km)
Electric range - city (km)		TBC
Consumption - combined (Wh/km)		TBC
Consumption - city (Wh/km)		TBC
CO ₂ Emissions - combined (g/km)		0
Charging Time¹		Comfort & Design
AC charge (11kW 3-phase charger) 0-100%		6 hrs 12 mins
DC charge (150kW charger) SOC 0-80%		43 mins
DC charge (150kW charger) SOC 10%-80%		42 mins
DC charge (150kW charger) SOC 30%-80%		29 mins

1. The figures for charging time listed are calculated at an ambient temperature of 30°C and may vary depending on the ambient temperature and battery temperature.

Technical Data

Driving Performance		Comfort & Design
Electric motor type		Permanent Magnet Synchronous Motor
Drive mode		FWD

Max. power (kW), rpm	150, 5000-8000
Max. torque (N·m), rpm	290, 0-4620
Acceleration 0-100km/h (s)	TBC(Reference value 7.1s)
Top speed (km/h)	160
Drag coefficient (Cd)	0.301
Front suspension	MacPherson suspension
Rear suspension	Multi-link suspension
Brakes	Ventilated disc brakes
Vehicle Weight & Capacity	Comfort & Design
Kerb weight (kg)	1658
Gross vehicle weight (kg)	2068
Max. front axle load (kg)	1021
Max. rear axle load (kg)	1047
Min. turning circle (m)	5.25
Luggage compartment volume - seats up/down (L)	345/1310
Dimensions (mm)	Comfort & Design
Length	4290
Width	1770
Width with extended exterior mirrors	2012
Height	1570
Wheelbase	2700
Track front	1530
Track rear	1530